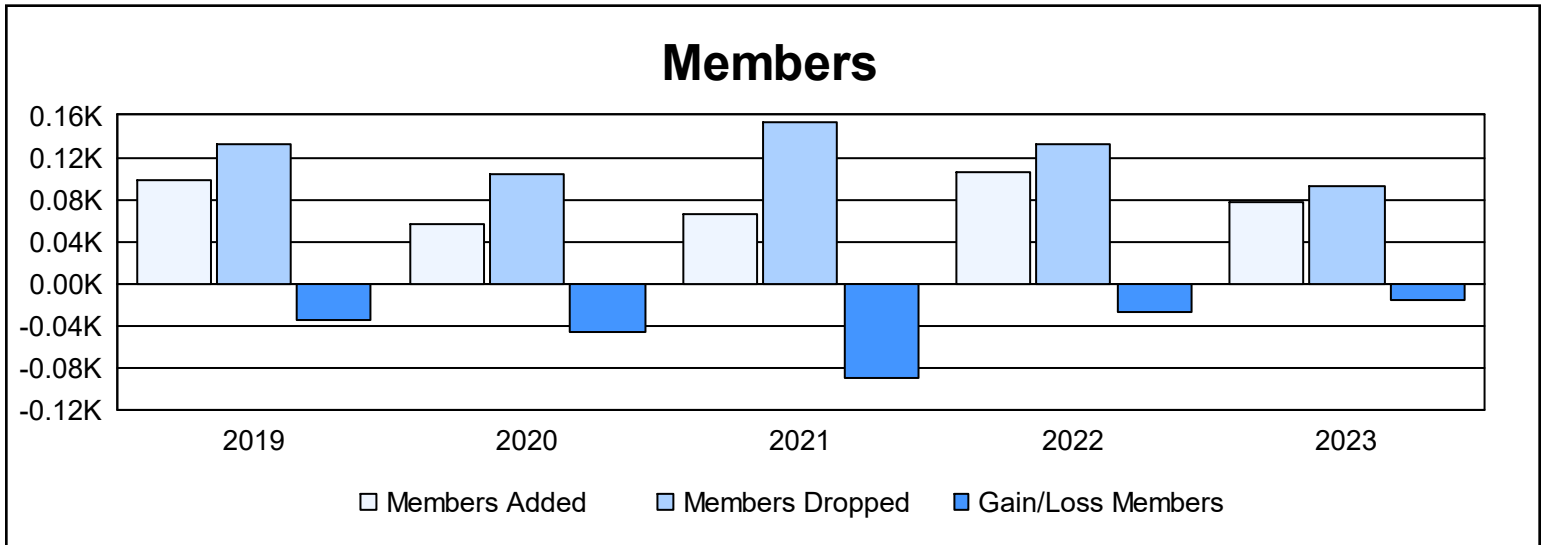
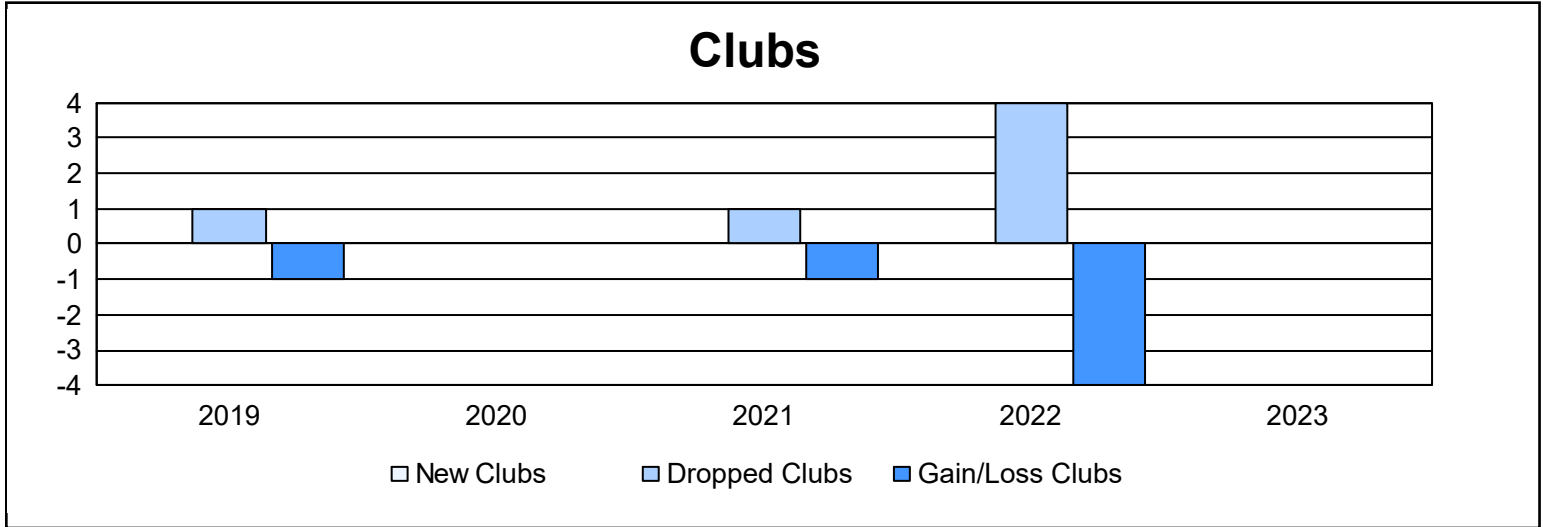
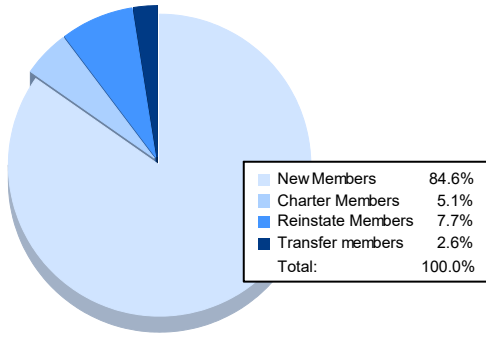


Year	New Clubs	Dropped Clubs	Gain/ Loss Clubs	New Members	Charter Members	Reinstate Members	Transfer Members	Total Member Added	Total Members Dropped	Gain/ Loss Members
2018-2019	0	1	-1	93	0	2	3	98	132	-34
2019-2020	0	0	0	55	0	0	1	56	103	-47
2020-2021	0	1	-1	62	0	2	1	65	154	-89
2021-2022	0	4	-4	97	0	4	4	105	133	-28
2022-2023	0	0	0	66	4	6	2	78	93	-15
<b>Average</b>	<b>0</b>	<b>1</b>	<b>-1</b>	<b>75</b>	<b>1</b>	<b>3</b>	<b>2</b>	<b>80</b>	<b>123</b>	<b>-43</b>



### Membership Composition June 2023 Cumulative



### Gender Composition June 2023 Cumulative

